



Guide for internet connection establishment

BASIC INFORMATION:



Currently at the dorm there are two types of services available (Basic and Advanced). In both cases it is required to register your device into the system of MASZK (the staff running the service in the dorm). You will be able to see the steps below.

Without the purchase of service, you can only register one device to the system, therefore getting a basic level service (details below), only able to helping in your required studies.



It is important to note that after purchasing the advanced level service, the basic service will cease and instead the advanced level service will take its place. After this you can only register another device if you have another paid item.



Where can you purchase the service?



Head to BMEJEGY.hu
(<https://www.bmejegy.hu/?lang=en>)

MŰEGYETEM 1782

ENGLISH (ENGLISH) ▾

otpjúnior

NEKTEK CSINÁLTUK, MERT TI TUTI, HOGY A KÉNYELMES SZÁMLAIGÉNYLÉS...
Igényelj OTP Junior kártyát 0 Ft-os számlavezetési díjjal!

BME Model United Nations Conference 2019

BMENet (Dorm Network Usage Fees)



Choose the second option
(BMENet)

Where can you purchase the service?



Choose your dorm

Baross Gábor Kollégium

BAROSS KOLLÉGIUM 19/20/2
HÁLÓZATHASZNÁLATI DÍJ

5 000 Ft ÁFÁ-val

Bercsényi Kollégium

BERCSÉNYI KOLLÉGIUM
19/20/2 HÁLÓZATHASZNÁLATI
DÍJ

5 000 Ft ÁFÁ-val

Kármán Tódor Kollégium

KÁRMÁN KOLLÉGIUM 19/20/2
HÁLÓZATHASZNÁLATI DÍJ

5 000 Ft ÁFÁ-val

Martos Flóra Kollégium

MARTOS KOLLÉGIUM 19/20/2
HÁLÓZATHASZNÁLATI DÍJ



SCHÖNHERZ KOLLÉGIUM
19/20/2 HÁLÓZATHASZNÁLATI
DÍJ

Vásárhelyi Pál Kollégium

VÁSÁRHELYI KOLLÉGIUM
19/20/2 HÁLÓZATHASZNÁLATI
DÍJ

Where can you purchase the service?



Fill with the necessary information

5 000 Ft ÁFÁ-val

Hálózathasználati díj a Martos Kollégiumba a 2019/20-as tavaszi félévre. A sikeresen teljesített fizetést követően csak akkor lesz hálózati hozzáférése, ha elvégzed a helyi regisztrációt a <https://maszk.net> oldalon. Probléma esetén a support@maszk.net címen veheted fel velünk a kapcsolatot.

Név / Name *

Vezetéknév / Surname

Keresztnév / Given Name

NEPTUN kód / code *

0 / 6 max. karakter

Ha nem rendelkezel NEPTUN kóddal, kérlek lépj kapcsolatba a kollégiumod üzemeltető személyzetével! / If you don't have NEPTUN code (six digit unique ID for the Neptun Administration System), please contact the staff in your dorm.

E-mailcím / Email Address *

E-mailcím megadása / Type your E-mail address / Cor

Megjegyzés / Note

Olvasd el a leírást, hogy kell e ide írnod valamit!

1. Add to cart
2. Pay the item

About the Services



Basic service and advanced service

Basic Service	Advanced Service
<u>Fee:</u> <i>Free</i>	<u>Fee:</u> 5000ft/semester/device
<u>Service limitation:</u> <i>250MB/day (up- and downloading)</i>	<u>Service limitation:</u> <i>25GB/day (uploading)</i> <i>Unlimited (downloading)</i>
<u>Number of Devices:</u> <i>1 (if you don't have a paid item)</i>	<u>Number of Devices:</u> <i>Unlimited (depending on network usage)</i>
<u>Registration:</u> <i>Obligatory</i>	<u>Registration:</u> <i>Obligatory</i>



Basic concepts



Wall Ports: In every room, you will find four ports on the wall at your disposal. Using two of these you will be able to connect to the network. These can be rewired by choice (by MASZK staff members). There is a chance that the network cable in your room maybe damaged so you can possibly only use one port. In this case contact MASZK.

MASZK: Martos Számítástechnikai Kör-Martos IT Club. They are the staff responsible for the internet service provided in the dorm. With every connection issue or technical problems, you should contact them.



Basic concepts



Network traffic limitation: If someone oversteps his/her maximum daily data traffic (amount depending on the current service type), he/she will be banned from the network for the rest of the day.

Network Usage Contract: Every student, who uses the internet service is obliged to accept this contract. Not knowing the content of this contract will not release the student from responsibility issued by it. You can read about the full content of the contract below.



Basic concepts



Wireless Connection: The name of the Wireless connection (from now Wifi) is SkyNET. You can connect after logging in with the required password (found near the side of the elevators)

Grace Period: The first one and a half week in the beginning of the semester when you can register and pay the device(s) you wish to use. In this period there is no payment checking so every registered device automatically gets advanced service. At the end of the Grace period, the monitoring will start and the unpaid items will be removed from the system. Those who don't have any paid device registration will remain with one device with basic level service.



MAC address: The unique identification code of the network card, required for registering your device.

Network Usage Contract

By accepting this contract, you will agree to the following:




Modifying the building of the system is strictly forbidden.



Any kind of modification making to the devices of MASZK is strictly forbidden.



Connecting unregistered devices to the system is forbidden.



Additionally functioning network devices (ex.: router, switch, access point...) can only be used with the permission of the President of MASZK.



Network Usage Contract


By accepting this contract, you will agree to the following:



System monitoring programs are strictly forbidden, and those who defy this shall be banned from network usage for a year.



Generating causelessly grand network traffic. The upload limit for advanced level service is 25 GB per day, overstepping it will result in ban from the system for the rest of the day.



Every user is obliged to keep his/her device free of viruses. Virus infected devices will be banned centrally.



Registering Paid Item

This process follows the paying process mentioned above:



Head to MASZK.net (<https://maszk.net/>)



Registering Paid Item

This process follows the paying process mentioned above:



1. Choose “További funkciók” (additional services)
2. Choose the “Új eszköz hozzáadása” option

Személyzet

Hibabejelentés

Jelentkezés 2020

Szolgáltatás ▾

További funkciók ▾

Profilom

Kilépés

Hírek

Új eszköz hozzáadása

Eszköz cseréje

Registering Paid Item

Fill the following site with the required data

Új eszköz hozzáadása

Mac

Meg kell adnod a számítógépedhez tartozó MAC címet. A megtalálásához itt találsz segítséget: [Regisztrációs segédlet](#)

Eszköz elnevezése

Típus





wifi

vezetékes

- Type your MAC address (described above)
- You can name your device (not necessary, its only for you to help when you have numerous devices registered)
- Choose connection type: wifi- or wired connection
- Important to note: First you have to agree to the network usage contract, without it you won't be able to proceed.

Contact

If you have further questions or problems you can ask for help at the following:

-  MASZK staff (information on the site <https://maszk.net/contact>)
-  VBK Student Representation (<https://vegyeszhk.hu/>)
-  Böhm Ármin, Vice President (bohm.armin@vegyeszhk.hu)
-  Gál Zalán, Representative (gal.zalan@vegyeszhk.hu)

